



# Riedell® Sizing Guide for Roller Low-Cut Boots

## Tips

### MEASURE DURING MID-DAY

Feet can be different sizes at various times during the day.

### HAVE A FRIEND HELP

You will get more accurate measurements with help.

### WEAR NORMAL SKATE SOCKS

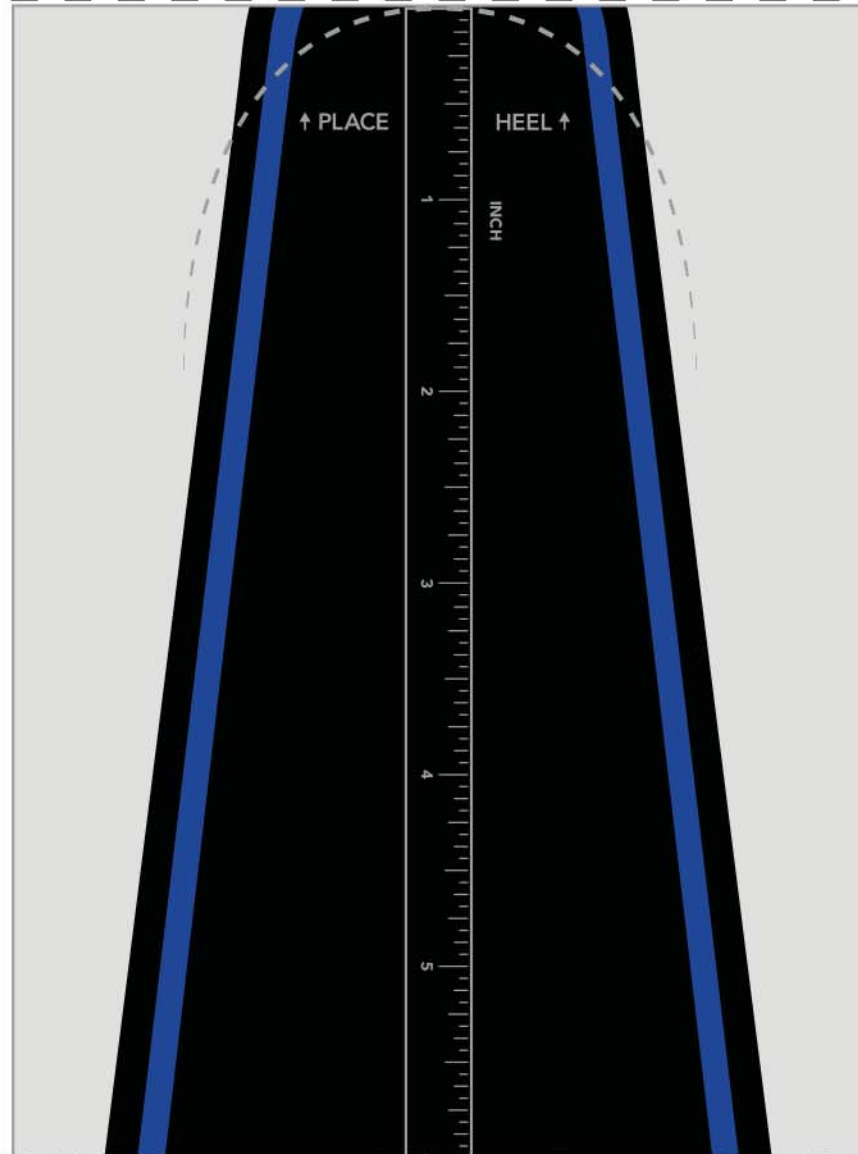
Wear socks you typically skate in - or none if you skate barefoot.

### STAND UP WHEN MEASURING LENGTH

Stand straight with equal weight on both feet and do not lean on or away from foot being measured.

### SIT DOWN WHEN MEASURING WIDTH

Sit straight with equal weight on both feet and do not lean on or away from the foot being measured.



**D** Fold at dotted line

## Foot Measurements **E**

	Right	Left
Length	<input type="text"/>	<input type="text"/>
Width	<input type="text"/>	<input type="text"/>
Width Letter	<input type="text"/>	<input type="text"/>

### IMPORTANT PRINTING NOTE:

Be sure your printer scale settings are at 100% or Actual Size.

**A**



**B**

**C**



A



B

## Step 1

Cut or fold at dotted lines **A** and align pages so that **B** and **C** form a circle and are the size of a quarter and tape pages together. Please make sure to check the scaling of the Guide by placing a ruler (in inches) next to the one on the bottom of the this sheet **F**.

*\*If scaling is off, be sure printer settings are at 100% or actual size.*

## Step 2

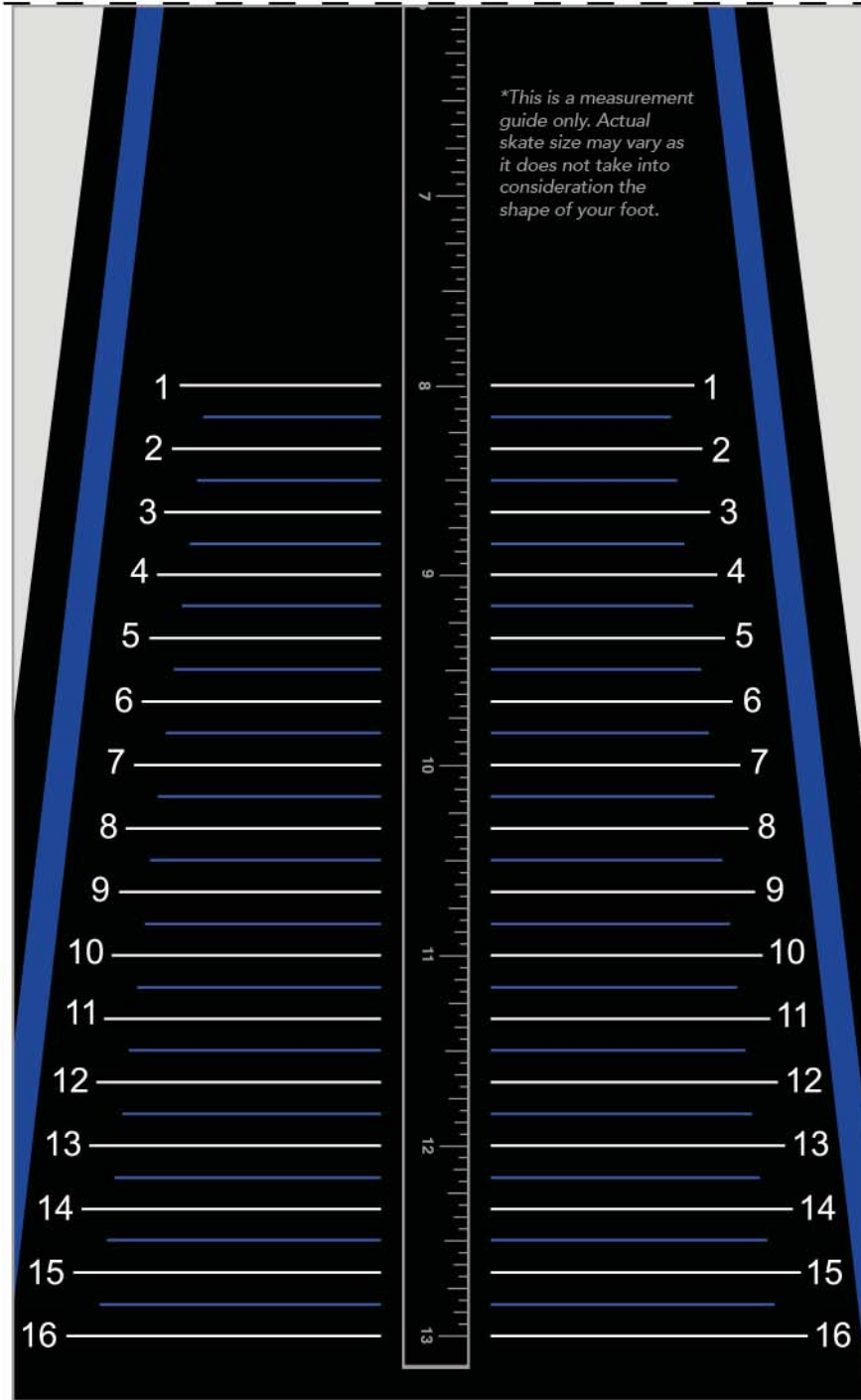
Fold at dotted line **D** and place sizer against a closed door.

## Step 3

Place heel on the sizing guide with your back firmly against the door. Have a friend measure the length of your foot to the longest toe and record your inch and size number measurement in table **E**.

Repeat for other foot.

**F** Cut below dotted line, if tape measure is needed for width measurement



*\*This is a measurement guide only. Actual skate size may vary as it does not take into consideration the shape of your foot.*

C

## Step 4

Sit in a chair with both feet on the floor, and have a friend measure your foot width at the ball of your foot. Use a tape measurer or the paper tape measure provided at the bottom of this sheet **F**. Measure the ball width of your foot at its widest part as shown. Record your width measurement in table **E**.




Repeat for other foot.

## Step 5

Use the longest size for Right or Left foot and take your widest foot measurement. Using the measurements taken for each foot, find your width by referencing the Width Charts found on page 3 and 4 of this PDF.

**Note:** Your Riedell skate size is the longest of your 2 length measurements and the wider of your 2 width measurements of your feet.

**Riedell®**





# Riedell® Roller Low-Cut Boot Width Charts

Ball Measurements for Beta 395D, Gamma D/B, ContourFit C/AA, Delta B/AA Lasts

Models: Solaris, Blue Streak, 122, 126, 265, 395, 495, 811, 851, 911, 951, 965, 1065

Circumference measurements in inches

	Delta B/AA	ContourFit C/AA	Beta D & Gamma D/B	Wide EE
1	7-3/8 - 7-3/4	N/A	7-7/8 - 8-1/2	8-5/8 - 9
1 1/2	7-1/2 - 7-7/8	N/A	8 - 8-5/8	8-3/4 - 9-1/8
2	7-5/8 - 8	N/A	8-1/8 - 8-3/4	8-7/8 - 9-1/4
2 1/2	7-3/4 - 8-1/8	N/A	8-1/4 - 8-7/8	9 - 9-3/8
3	7-7/8 - 8-1/4	8 - 8-3/4	8-3/8 - 9	9-1/8 - 9-1/2
3 1/2	8 - 8-3/8	8-1/8 - 8-7/8	8-1/2 - 9-1/8	9-1/4 - 9-5/8
4	8-1/8 - 8-1/2	8-1/4 - 9	8-5/8 - 9-1/4	9-3/8 - 9-3/4
4 1/2	8-1/4 - 8-5/8	8-3/8 - 9-1/8	8-3/4 - 9-3/8	9-1/2 - 9-7/8
5	8-3/8 - 8-3/4	8-1/2 - 9-1/4	8-7/8 - 9-1/2	9-5/8 - 10
5 1/2	8-1/2 - 8-7/8	8-5/8 - 9-3/8	9 - 9-5/8	9-3/4 - 10-1/8
6	8-5/8 - 9	8-3/4 - 9-1/2	9-1/8 - 9-3/4	9-7/8 - 10-1/4
6 1/2	8-3/4 - 9-1/8	8-7/8 - 9-5/8	9-1/4 - 9-7/8	10 - 10-3/8
7	8-7/8 - 9-1/4	9 - 9-3/4	9-3/8 - 10	10-1/8 - 10-1/2
7 1/2	9 - 9-3/8	9-1/8 - 9-7/8	9-1/2 - 10-1/8	10-1/4 - 10-5/8
8	9-1/8 - 9-1/2	9-1/4 - 10	9-5/8 - 10-1/4	10-3/8 - 10-3/4
8 1/2	9-1/4 - 9-5/8	9-3/8 - 10-1/8	9-3/4 - 10-3/8	10-1/2 - 10-7/8
9	9-3/8 - 9-3/4	9-1/2 - 10-1/4	9-7/8 - 10-1/2	10-5/8 - 11
9 1/2	9-1/2 - 9-7/8	9-5/8 - 10-3/8	10 - 10-5/8	10-3/4 - 11-1/8
10	9-5/8 - 10	9-3/4 - 10-1/2	10-1/8 - 10-3/4	10-7/8 - 11-1/4
10 1/2	9-3/4 - 10-1/8	9-7/8 - 10-5/8	10-1/4 - 10-7/8	11 - 11-3/8
11	9-7/8 - 10-1/4	10 - 10-3/4	10-3/8 - 11	11-1/8 - 11-1/2
11 1/2	10 - 10-3/8	10-1/8 - 10-7/8	10-1/2 - 11-1/8	11-1/4 - 11-5/8
12	10-1/8 - 10-1/2	10-1/4 - 11	10-5/8 - 11-1/4	11-3/8 - 11-3/4
12 1/2	10-1/4 - 10-5/8	10-3/8 - 11-1/8	10-3/4 - 11-3/8	11-1/2 - 11-7/8
13	10-3/8 - 10-3/4	10-1/2 - 11-1/4	10-7/8 - 11-1/2	11-5/8 - 12
14	10-5/8 - 11	N/A	11-1/8 - 11-3/4	11-7/8 - 12-1/4

**This document is meant to be a guide. There is no substitute for trying on the actual boot and being fit by an authorized fit technician.**

- Stock width is Beta (D) for Models 395, 911\*, 811, 851 and 951\*.
  - Narrow available as special make up - additional charge, not returnable - for Models 395, 911, 811, and 951.
- Stock width is B/AA and D/B for Models 122, 126, 265, 495, 965, 1065\*, and Blue Streak.
- Stock width is C/AA for Solaris. No special make up widths available for the Solaris.
- EE Wide is special make up – additional fee, non-returnable – for all models, except the Solaris.
- All models are not offered as stock in all sizes. This is intended to be a width chart, not a size offering.

\*Models are ColorLab™ boots that are made to order.



# Riedell® Roller Low-Cut Boot Width Charts

Ball Measurements for Alpha 248D Last

Models: 125, 195, 595, 695

Circumference measurements in inches

	Narrow (B)	Medium (D)	Wide (EE)
1	7 - 7-3/8	7-1/2 - 8-1/2	8-5/8 - 9
1 1/2	7-1/8 - 7-1/2	7-5/8 - 8-5/8	8-3/4 - 9-1/8
2	7-1/4 - 7-5/8	7-3/4 - 8-3/4	8-7/8 - 9-1/4
2 1/2	7-3/8 - 7-3/4	7-7/8 - 8-7/8	9 - 9-3/8
3	7-1/2 - 7-7/8	8 - 9	9-1/8 - 9-1/2
3 1/2	7-5/8 - 8	8-1/8 - 9-1/8	9-1/4 - 9-5/8
4	7-3/4 - 8-1/8	8-1/4 - 9-1/4	9-3/8 - 9-3/4
4 1/2	7-7/8 - 8-1/4	8-3/8 - 9-3/8	9-1/2 - 9-7/8
5	8 - 8-3/8	8-1/2 - 9-1/2	9-5/8 - 10
5 1/2	8-1/8 - 8-1/2	8-5/8 - 9-5/8	9-3/4 - 10-1/8
6	8-1/4 - 8-5/8	8-3/4 - 9-3/4	9-7/8 - 10-1/4
6 1/2	8-3/8 - 8-3/4	8-7/8 - 9-7/8	10 - 10-3/8
7	8-1/2 - 8-7/8	9 - 10	10-1/8 - 10-1/2
7 1/2	8-5/8 - 9	9-1/8 - 10-1/8	10-1/4 - 10-5/8
8	8-3/4 - 9-1/8	9-1/4 - 10-1/4	10-3/8 - 10-3/4
8 1/2	8-7/8 - 9-1/4	9-3/8 - 10-3/8	10-1/2 - 10-7/8
9	9 - 9-3/8	9-1/2 - 10-1/2	10-5/8 - 11
9 1/2	9-1/8 - 9-1/2	9-5/8 - 10-5/8	10-3/4 - 11-1/8
10	9-1/4 - 9-5/8	9-3/4 - 10-3/4	10-7/8 - 11-1/4
10 1/2	9-3/8 - 9-3/4	9-7/8 - 10-7/8	11 - 11-3/8
11	9-1/2 - 9-7/8	10 - 11	11-1/8 - 11-1/2
11 1/2	9-5/8 - 10	10-1/8 - 11-1/8	11-1/4 - 11-5/8
12	9-3/4 - 10-1/8	10-1/4 - 11-1/4	11-3/8 - 11-3/4
12 1/2	9-7/8 - 10-1/4	10-3/8 - 11-3/8	11-1/2 - 11-7/8
13	10 - 10-3/8	10-1/2 - 11-1/2	11-5/8 - 12
14	10-1/4 - 10-5/8	10-3/4 - 11-3/4	11-7/8 - 12-1/4

**This document is meant to be a guide. There is no substitute for trying on the actual boot and being fit by an authorized fit technician.**

- Stock width is Medium.
  - Narrow or Wide available as special make up – additional charge, not returnable.
- All models are not offered as stock in all sizes. This is intended to be a width chart, not a size offering.



# Riedell® Roller Low-Cut Boot International Sizing Chart

## International Sizing Chart

		Sizes																		
Europe		35	35.5	36	36.5	37	37.5	38	39	39.5	40	41	42	42.5	43	43.5	44	45	45.5	46.5
U.K.		2.5	3	3.5	4	4.5	5	5.5	6	6.5	7	7.5	8	8.5	9	9.5	10	10.5	11	11.5
U.S. & Canada	M	3.5	4	4.5	5	5.5	6	6.5	7	7.5	8	8.5	9	9.5	10	10.5	11	11.5	12	12.5
	W	5	5.5	6	6.5	7	7.5	8	8.5	9	9.5	10	10.5	11	11.5	12	12.5	13	13.5	14
Inches		8 5/8	8 7/8	9	9 1/8	9 1/4	9 1/2	9 5/8	9 3/4	10	10 1/8	10 3/8	10 1/2	10 5/8	10 3/4	11	11 1/8	11 1/4	11 1/2	11 5/8
Millimeters		220	224	228	232	236	241	245	249	253	258	262	266	270	274	279	283	287	292	295
Riedell Size		3	3.5	4	4.5	5	5.5	6	6.5	7	7.5	8	8.5	9	9.5	10	10.5	11	11.5	12

**Please note:** This chart is meant to serve as a guide for finding your proper Riedell fit. Final Riedell size determination should be made by an authorized fit technician.